



## **Questionnaire Report for Parents**

### **Poquoson City Public Schools / Parents**

Poquoson, VA

December 19, 2007

# Contents

- 1 Introduction** **1**
- 2 Standard Graphics** **3**
- 3 Percentage Tables** **7**
  - 3.1 Parent Demographics . . . . . 8
  - 3.2 Student Demographics . . . . . 9
  - 3.3 Student Information . . . . . 10
  - 3.4 Community Information . . . . . 16
  - 3.5 Impressions About Drug Use . . . . . 19
  - 3.6 During The Past Year Your Child Has Used . . . . . 22
  - 3.7 How Easy Is It For Students In Your Child’s Grade To Get . . . . . 25
  - 3.8 Safety at School . . . . . 30
  - 3.9 Effectiveness of Solutions . . . . . 33

# List of Tables

3.1	Relation To Child	8
3.2	Marital Status	8
3.3	Ethnic Origin	8
3.4	Sex Of Child	9
3.5	Use Of Tobacco - My Child	9
3.6	Use Of Alcohol - My Child	9
3.7	Use Of Drugs - My Child	9
3.8	My Child Makes Good Grades In School	10
3.9	My Child Gets Into Trouble At School	10
3.10	My Child Attends Church, Synagogue, Etc.	10
3.11	I Set Clear Rules For My Child	11
3.12	I Punish My Child When He/She Breaks The Rules	11
3.13	I Talk To My Child About The Harmful Effects Of Using Tobacco, Alcohol And Drugs	11
3.14	Teachers Talk To Students About The Harmful Effects Of Using Tobacco, Alcohol And Drugs	11
3.15	Our School Works With Parents Regarding Drug Abuse Prevention	12
3.16	Law Enforcement Is Doing A Good Job In Keeping Alcohol Away From Students	12
3.17	Law Enforcement Is Doing A Good Job In Keeping Drugs Away From Students	12
3.18	I Am Afraid My Child Will Be Hurt At School	12
3.19	My Child Takes Part In Gang Activities	13
3.20	My Child Has Been Threatened With A Gun, Knife Or Club At School	13
3.21	A Student Has Threatened To Hit, Slap Or Kick My Child	13
3.22	Our School Sets Clear Rules On Using Drugs At School	13
3.23	Our School Sets Clear Rules On Bullying Or Threatening Behavior	14
3.24	I See Ads On TV That Encourage Me To Talk To My Child About Drug Use	14
3.25	My Child Participates In Community Activities Such as Scouts, Rec. Teams, Youth Clubs, Etc.	14
3.26	My Child Participates In School Activities Such as Band, Clubs, Etc.	14
3.27	The School Has Security (Police) Officer	15
3.28	A Security (Police) Officer Can Prevent Violence At School	15
3.29	Every School Needs A Security (Police) Officer	15
3.30	My Child Has Skipped School Without My Permission	15
3.31	Drug And Alcohol Use Is A Big Problem Facing Youth In My Community	16
3.32	Youth Violence Is A Big Problem In My Community	16
3.33	My Child Has Friends Who Drink Alcohol	16
3.34	It Would Be Okay With Me For My Child To Use Alcohol If He/She Would Not Use Other Drugs	17
3.35	Beer Ads Encourage Underage Drinking	17

3.36 My Child Has Friends Who Use Tobacco . . . . .	17
3.37 My Child Has Friends Who Use Drugs . . . . .	17
3.38 It Would Be Okay With Me For My Child To Smoke A Little Pot If He/She Would Leave Other Drugs Alone . . . . .	18
3.39 My Child Has Had 5 Or More Glasses Of Beer, Coolers Or Liquor Within A Few Hours . . .	18
3.40 The Alcohol Industry Does A Good Job Of Discouraging Underage Drinking. . . . .	18
3.41 Harmfulness Of Use – Cigarettes . . . . .	19
3.42 Harmfulness Of Use – Smokeless Tobacco (Chew, Etc.) . . . . .	19
3.43 Harmfulness Of Use – Cigars . . . . .	19
3.44 Harmfulness Of Use – Beer . . . . .	19
3.45 Harmfulness Of Use – Coolers, Breezers, Hard Lemonades, Etc. . . . .	20
3.46 Harmfulness Of Use – Liquor . . . . .	20
3.47 Harmfulness Of Use – Marijuana . . . . .	20
3.48 Harmfulness Of Use – Cocaine (Crack, Etc) . . . . .	20
3.49 Harmfulness Of Use – Crystal Meth (Ice, Crank, Etc.) . . . . .	21
3.50 Percent Of Use – Cigarettes . . . . .	22
3.51 Percent Of Use – Smokeless Tobacco (Chew, Etc.) . . . . .	22
3.52 Percent Of Use – Cigars . . . . .	22
3.53 Percent Of Use – Beer . . . . .	22
3.54 Percent Of Use – Coolers, Breezers, Hard Lemonades, Etc. . . . .	23
3.55 Percent Of Use – Liquor . . . . .	23
3.56 Percent Of Use – Marijuana . . . . .	23
3.57 Percent Of Use – Cocaine (Crack, Etc) . . . . .	23
3.58 Percent Of Use – Crystal Meth (Ice, Crank, Etc.) . . . . .	24
3.59 How Easy Is It For Students In Your Child's Grade To Get Cigarettes . . . . .	25
3.60 How Easy Is It For Students In Your Child's Grade To Get Smokeless Tobacco (Chew, Etc.)	25
3.61 How Easy Is It For Students In Your Child's Grade To Get Cigars . . . . .	25
3.62 How Easy Is It For Students In Your Child's Grade To Get Beer . . . . .	26
3.63 How Easy Is It For Students In Your Child's Grade To Get Coolers, Breezers, Hard Lemon- ades, Etc. . . . .	26
3.64 How Easy Is It For Students In Your Child's Grade To Get Liquor . . . . .	26
3.65 How Easy Is It For Students In Your Child's Grade To Get Marijuana . . . . .	26
3.66 How Easy Is It For Students In Your Child's Grade To Get Cocaine (Crack, Etc) . . . . .	27
3.67 How Easy Is It For Students In Your Child's Grade To Get Uppers (Stimulants) . . . . .	27
3.68 How Easy Is It For Students In Your Child's Grade To Get Downers (Depressants) . . . . .	27
3.69 How Easy Is It For Students In Your Child's Grade To Get Inhalants (Glue, Etc) . . . . .	27
3.70 How Easy Is It For Students In Your Child's Grade To Get Hallucinogens (PCP, LSD, Etc) .	28
3.71 How Easy Is It For Students In Your Child's Grade To Get Heroin (Opiates) . . . . .	28
3.72 How Easy Is It For Students In Your Child's Grade To Get Anabolic Steroids . . . . .	28
3.73 How Easy Is It For Students In Your Child's Grade To Get Ecstasy (MDMA) . . . . .	28
3.74 How Easy Is It For Students In Your Child's Grade To Get OxyContin . . . . .	29
3.75 How Easy Is It For Students In Your Child's Grade To Get Crystal Meth (Ice, Crank, Etc.) . .	29
3.76 How Easy Is It For Students In Your Child's Grade To Get A Gun . . . . .	29
3.77 While At School My Child Feels Safe In The Classroom . . . . .	30
3.78 While At School My Child Feels Safe In The Cafeteria . . . . .	30

3.79 While At School My Child Feels Safe In The Halls . . . . .	30
3.80 While At School My Child Feels Safe In the Bathroom . . . . .	31
3.81 While At School My Child Feels Safe In The Gym . . . . .	31
3.82 While At School My Child Feels Safe On The School Bus . . . . .	31
3.83 While At School My Child Feels Safe At School Events . . . . .	31
3.84 While At School My Child Feels Safe On The Playground . . . . .	32
3.85 While At School My Child Feels Safe In The Parking Lot . . . . .	32
3.86 School-based Education About The Harmful Effects Of Drug And Alcohol Use . . . . .	33
3.87 TV Ads On Preventing Drug Use By Youth . . . . .	33
3.88 TV Ads On Preventing Alcohol Use By Youth . . . . .	33
3.89 Religious Institutions Providing Drug Education To Young People . . . . .	34
3.90 Parents Providing Drug Education To Their Children . . . . .	34
3.91 Parents Taking Responsibility For Their Children's Use Of Drugs And Alcohol . . . . .	34
3.92 News Media Keeping Parents/Public Informed About Student Drug Use And Violence . . . . .	34
3.93 Schools Keeping Parents/Public Informed About Student Drug Use And Violence . . . . .	35
3.94 Community Anti-drug Coalition For Keeping Students Drug Free . . . . .	35
3.95 After School Activities For Students At School . . . . .	35
3.96 After School Activities For Students In The Community (Not At School) . . . . .	35
3.97 Treatment For Students Who Are Drug And/Or Alcohol Dependent . . . . .	36
3.98 School Policy On Student Use Of Drugs And Alcohol At School . . . . .	36
3.99 School Policy On Student Violence/Bullying . . . . .	36
3.100 Having A Security (Police) Officer At The School . . . . .	36
3.101 Drug Screening Of Students By The School . . . . .	37

# List of Figures

2.1	During the Past Year My Child Has Used Tobacco . . . . .	4
2.2	During the Past Year My Child Has Used Alcohol . . . . .	5
2.3	During the Past Year My Child Has Used Illicit Drugs . . . . .	6

# Chapter 1

## Introduction

The following graphs and tables are compiled from data collected from parents in your school(s) using the *Pride Questionnaire for Parents*. These data reflect information, impressions and knowledge parents have regarding drug and alcohol use and violence amongst your students. It is important that this report be utilized as part of your drug abuse and violence awareness and prevention programs. We strongly suggest that you:

**COPY THE FOLLOWING PAGES,** (which highlight and graphically summarize drug use and violent behavior by students in your school)

**DISTRIBUTE THEM TO YOUR FACULTY**

**AND SHARE THIS INFORMATION WITH PARENTS.**

Most of all, we strongly encourage a parent meeting at your school to share this information!

**NOTE:** Most drug use occurs at nights and weekends when school is not in session.

**FOR GREATEST SUCCESS IN DECREASING DRUG USE, FACULTY, STUDENTS AND PARENTS MUST WORK TOGETHER TOWARD A DRUG-FREE LIFESTYLE.**

If you have questions about this report, or if you wish to have information on other **Pride Surveys** services and products, please call the **Pride Surveys** Office or write to the following address:

**Pride Surveys**

Janie Pitcock

160 Vanderbilt Court

Bowling Green, KY 42103

1-800-279-6361

1-270-746-9596

[www.pridesurveys.com](http://www.pridesurveys.com)

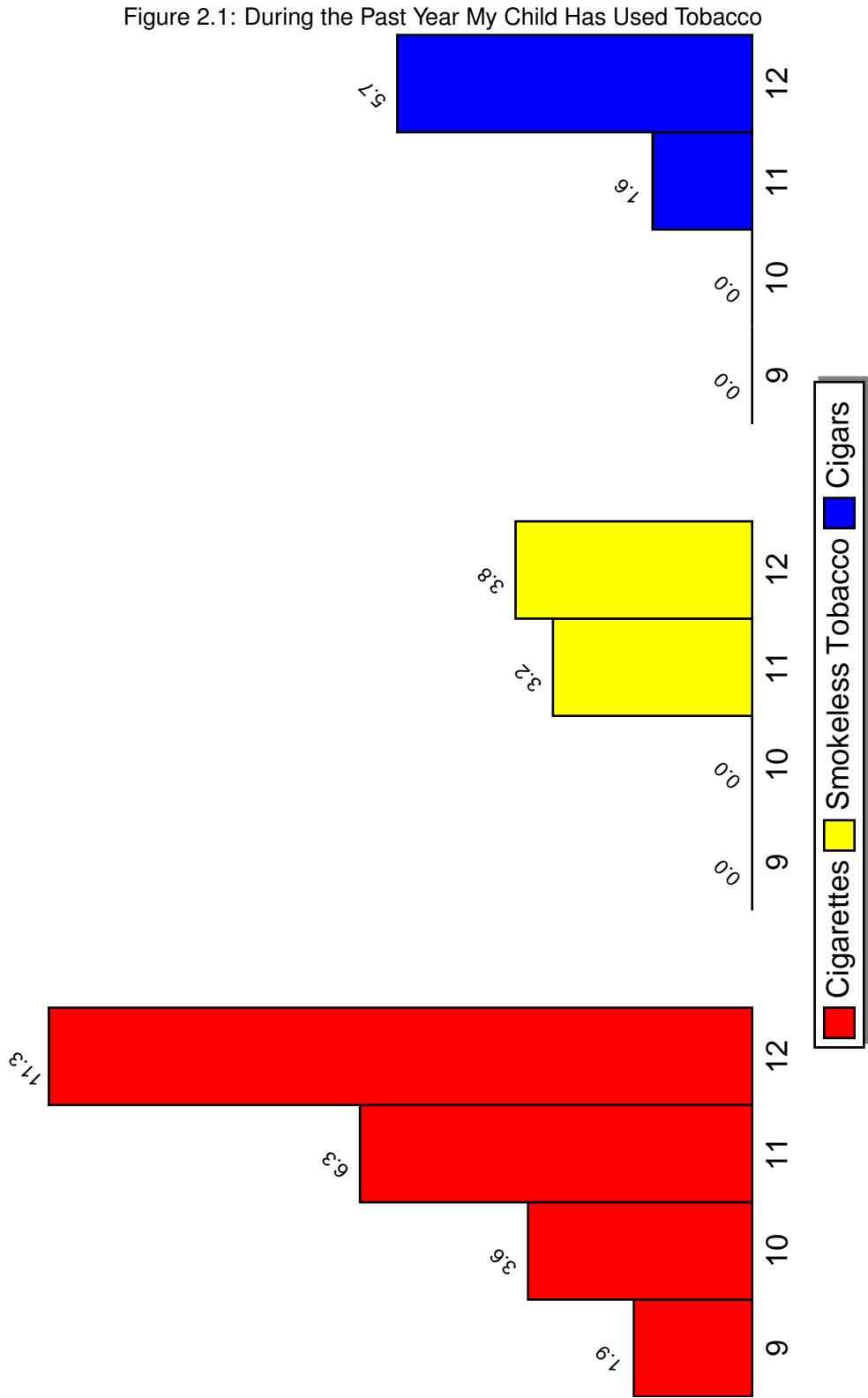
The following information is for **Pride Surveys** internal use only.

- Data Files: up070011
- Filter:

## **Chapter 2**

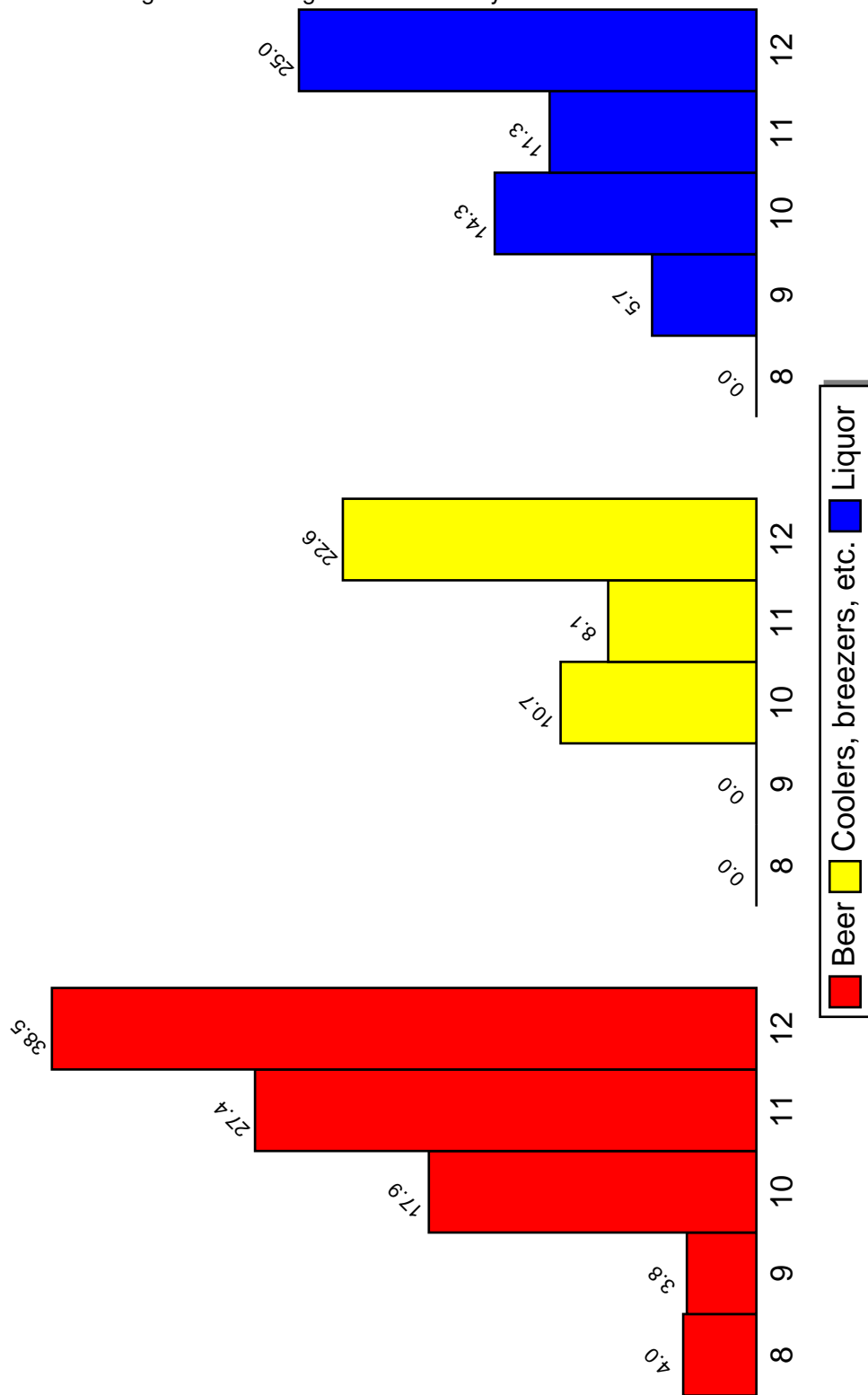
# **Standard Graphics**

# During the Past Year My Child Has Used Tobacco



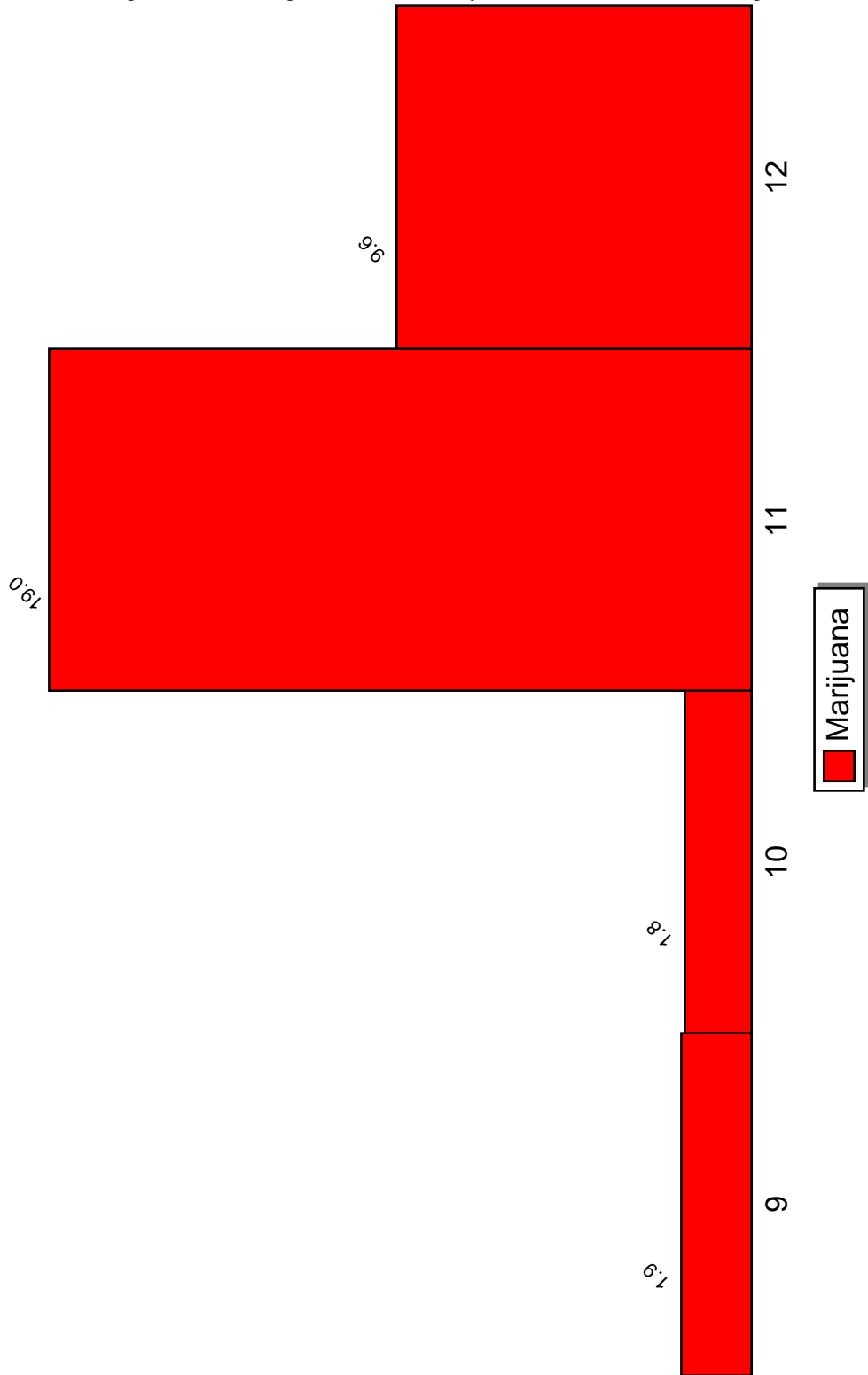
# During the Past Year My Child Has Used Alcohol

Figure 2.2: During the Past Year My Child Has Used Alcohol



# During the Past Year My Child Has Used Illicit Drugs

Figure 2.3: During the Past Year My Child Has Used Illicit Drugs



## Chapter 3

# Percentage Tables

This chapter contains your parent survey results in tabular form. Each table corresponds to an item on the questionnaire. The *N of Valid* column contains the number of parents responding to the item and the *N of Missing* column contains the number of parents not responding to the item. The remaining columns contain the percentages of parents responding to the particular response categories.

The percentage tables of the report appear in the same order as corresponding questions on the questionnaire. The Table of Contents contains the percentage tables by section and gives the page number where each section is located. The List of Tables contains the location of each individual table.

### 3.1 Parent Demographics

Table 3.1: Relation To Child

RESPONSE	Total	
Mother/ Stepmother	82.4	
Father/ Stepfather	15.3	
Grandmother	1.5	
Grandfather	0.3	
Guardian	0.6	
Other	0.0	
N of Valid	340	
N of Miss	1	

Table 3.2: Marital Status

RESPONSE	Total	
Married	86.4	
Separated	2.4	
Divorced	8.3	
Remarried	0.9	
Single	1.2	
Widowed	0.9	
N of Valid	337	
N of Miss	4	

Table 3.3: Ethnic Origin

RESPONSE	Total	
White	97.0	
African American	0.0	
Hispanic	0.6	
Asian/Pacific Isle	1.2	
Native American	0.0	
Mixed Origin	0.9	
Other	0.3	
N of Valid	338	
N of Miss	3	

### 3.2 Student Demographics

Table 3.4: Sex Of Child



RESPONSE	Total	
Male	49.4	
Female	50.6	
N of Valid	340	
N of Miss	1	

Table 3.5: Use Of Tobacco - My Child



RESPONSE	Total	
Never Used	92.6	
Has Tried or Is Using	7.4	
N of Valid	338	
N of Miss	3	

Table 3.6: Use Of Alcohol - My Child





RESPONSE	Total	
Never Used	78.7	
Has Tried or Is Using	21.3	
N of Valid	338	
N of Miss	3	

Table 3.7: Use Of Drugs - My Child

RESPONSE	Total	
Never Used	93.5	
Has Tried or Is Using	6.5	
N of Valid	336	
N of Miss	5	

### 3.3 Student Information

Table 3.8: My Child Makes Good Grades In School





RESPONSE	Total	
Never	0.0	
Seldom	1.2	
Sometimes	10.9	
Often	22.3	
A Lot	65.7	
N of Valid	341	
N of Miss	0	

Table 3.9: My Child Gets Into Trouble At School





RESPONSE	Total	
Never	68.3	
Seldom	24.9	
Sometimes	6.2	
Often	0.6	
A Lot	0.0	
N of Valid	341	
N of Miss	0	

Table 3.10: My Child Attends Church, Synagogue, Etc.






RESPONSE	Total	
Never	9.4	
Seldom	18.9	
Sometimes	23.9	
Often	16.8	
A Lot	31.0	
N of Valid	339	
N of Miss	2	

Table 3.11: I Set Clear Rules For My Child





RESPONSE	Total	
Never	0.0	
Seldom	0.3	
Sometimes	3.0	
Often	34.6	
A Lot	62.1	
N of Valid	338	
N of Miss	3	

Table 3.12: I Punish My Child When He/She Breaks The Rules






RESPONSE	Total	
Never	0.3	
Seldom	2.7	
Sometimes	15.1	
Often	45.9	
A Lot	36.1	
N of Valid	338	
N of Miss	3	

Table 3.13: I Talk To My Child About The Harmful Effects Of Using Tobacco, Alcohol And Drugs





RESPONSE	Total	
Never	0.0	
Seldom	1.8	
Sometimes	15.4	
Often	33.7	
A Lot	49.1	
N of Valid	338	
N of Miss	3	

Table 3.14: Teachers Talk To Students About The Harmful Effects Of Using Tobacco, Alcohol And Drugs






RESPONSE	Total	
Never	2.2	
Seldom	15.4	
Sometimes	49.1	
Often	24.8	
A Lot	8.5	
N of Valid	318	
N of Miss	23	

Table 3.15: Our School Works With Parents Regarding Drug Abuse Prevention

RESPONSE	Total	
Never	12.0	
Seldom	23.6	
Sometimes	36.9	
Often	22.3	
A Lot	5.2	
N of Valid	309	
N of Miss	32	

Table 3.16: Law Enforcement Is Doing A Good Job In Keeping Alcohol Away From Students

RESPONSE	Total	
Never	6.3	
Seldom	20.6	
Sometimes	40.3	
Often	25.4	
A Lot	7.3	
N of Valid	315	
N of Miss	26	

Table 3.17: Law Enforcement Is Doing A Good Job In Keeping Drugs Away From Students

RESPONSE	Total	
Never	7.3	
Seldom	20.8	
Sometimes	40.6	
Often	25.9	
A Lot	5.4	
N of Valid	313	
N of Miss	28	

Table 3.18: I Am Afraid My Child Will Be Hurt At School

RESPONSE	Total	
Never	40.2	
Seldom	45.0	
Sometimes	11.5	
Often	2.1	
A Lot	1.2	
N of Valid	338	
N of Miss	3	

Table 3.19: My Child Takes Part In Gang Activities

RESPONSE	Total	
Never	99.4	
Seldom	0.6	
Sometimes	0.0	
Often	0.0	
A Lot	0.0	
N of Valid	339	
N of Miss	2	

Table 3.20: My Child Has Been Threatened With A Gun, Knife Or Club At School

RESPONSE	Total	
Never	97.9	
Seldom	1.8	
Sometimes	0.3	
Often	0.0	
A Lot	0.0	
N of Valid	340	
N of Miss	1	

Table 3.21: A Student Has Threatened To Hit, Slap Or Kick My Child

RESPONSE	Total	
Never	74.6	
Seldom	16.8	
Sometimes	7.4	
Often	0.9	
A Lot	0.3	
N of Valid	339	
N of Miss	2	

Table 3.22: Our School Sets Clear Rules On Using Drugs At School

RESPONSE	Total	
Never	0.9	
Seldom	2.4	
Sometimes	6.5	
Often	33.0	
A Lot	57.1	
N of Valid	336	
N of Miss	5	

Table 3.23: Our School Sets Clear Rules On Bullying Or Threatening Behavior

RESPONSE	Total	
Never	0.6	
Seldom	5.4	
Sometimes	21.3	
Often	32.9	
A Lot	39.8	
N of Valid	334	
N of Miss	7	

Table 3.24: I See Ads On TV That Encourage Me To Talk To My Child About Drug Use

RESPONSE	Total	
Never	2.4	
Seldom	6.2	
Sometimes	33.4	
Often	36.4	
A Lot	21.6	
N of Valid	338	
N of Miss	3	

Table 3.25: My Child Participates In Community Activities Such as Scouts, Rec. Teams, Youth Clubs, Etc.

RESPONSE	Total	
Never	4.1	
Seldom	11.8	
Sometimes	21.6	
Often	24.3	
A Lot	38.2	
N of Valid	338	
N of Miss	3	

Table 3.26: My Child Participates In School Activities Such as Band, Clubs, Etc.

RESPONSE	Total	
Never	9.2	
Seldom	14.5	
Sometimes	18.7	
Often	23.4	
A Lot	34.1	
N of Valid	337	
N of Miss	4	

Table 3.27: The School Has Security (Police) Officer



RESPONSE	Total	
Yes	38.4	
No	61.6	
N of Valid	323	
N of Miss	18	

Table 3.28: A Security (Police) Officer Can Prevent Violence At School

RESPONSE	Total	
Yes	59.8	
No	40.2	
N of Valid	323	
N of Miss	18	

Table 3.29: Every School Needs A Security (Police) Officer




RESPONSE	Total	
Yes	69.3	
No	30.7	
N of Valid	332	
N of Miss	9	

Table 3.30: My Child Has Skipped School Without My Permission

RESPONSE	Total	
Yes	3.8	
No	96.2	
N of Valid	339	
N of Miss	2	

### 3.4 Community Information

Table 3.31: Drug And Alcohol Use Is A Big Problem Facing Youth In My Community

RESPONSE	Total	
Never	1.2	
Seldom	12.5	
Sometimes	25.9	
Often	32.7	
A Lot	27.7	
N of Valid	336	
N of Miss	5	

Table 3.32: Youth Violence Is A Big Problem In My Community

RESPONSE	Total	
Never	9.9	
Seldom	62.2	
Sometimes	21.9	
Often	4.8	
A Lot	1.2	
N of Valid	333	
N of Miss	8	

Table 3.33: My Child Has Friends Who Drink Alcohol

RESPONSE	Total	
Never	40.6	
Seldom	20.3	
Sometimes	19.4	
Often	10.1	
A Lot	9.6	
N of Valid	335	
N of Miss	6	

Table 3.34: It Would Be Okay With Me For My Child To Use Alcohol If He/She Would Not Use Other Drugs

RESPONSE	Total	
Never	92.0	
Seldom	6.3	
Sometimes	1.5	
Often	0.0	
A Lot	0.3	
N of Valid	336	
N of Miss	5	

Table 3.35: Beer Ads Encourage Underage Drinking

RESPONSE	Total	
Never	10.2	
Seldom	15.6	
Sometimes	34.4	
Often	19.2	
A Lot	20.7	
N of Valid	334	
N of Miss	7	

Table 3.36: My Child Has Friends Who Use Tobacco

RESPONSE	Total	
Never	50.0	
Seldom	19.6	
Sometimes	17.5	
Often	7.8	
A Lot	5.1	
N of Valid	332	
N of Miss	9	

Table 3.37: My Child Has Friends Who Use Drugs

RESPONSE	Total	
Never	63.2	
Seldom	15.2	
Sometimes	12.5	
Often	5.2	
A Lot	4.0	
N of Valid	329	
N of Miss	12	

Table 3.38: It Would Be Okay With Me For My Child To Smoke A Little Pot If He/She Would Leave Other Drugs Alone





RESPONSE	Total	
Never	98.2	
Seldom	0.3	
Sometimes	1.2	
Often	0.0	
A Lot	0.3	
N of Valid	336	
N of Miss	5	

Table 3.39: My Child Has Had 5 Or More Glasses Of Beer, Coolers Or Liquor Within A Few Hours











RESPONSE	Total	
Never	95.3	
Seldom	3.5	
Sometimes	0.6	
Often	0.3	
A Lot	0.3	
N of Valid	339	
N of Miss	2	

Table 3.40: The Alcohol Industry Does A Good Job Of Discouraging Underage Drinking.

RESPONSE	Total	
Never	23.4	
Seldom	31.7	
Sometimes	35.2	
Often	8.0	
A Lot	1.8	
N of Valid	338	
N of Miss	3	

### 3.5 Impressions About Drug Use

Table 3.41: Harmfulness Of Use – Cigarettes

RESPONSE	Total	
No Harm	0.3	
Some Harm	0.9	
Harmful	10.0	
Very Harmful	88.8	
N of Valid	340	
N of Miss	1	

Table 3.42: Harmfulness Of Use – Smokeless Tobacco (Chew, Etc.)

RESPONSE	Total	
No Harm	0.9	
Some Harm	2.1	
Harmful	15.2	
Very Harmful	81.8	
N of Valid	341	
N of Miss	0	

Table 3.43: Harmfulness Of Use – Cigars

RESPONSE	Total	
No Harm	0.3	
Some Harm	2.9	
Harmful	13.6	
Very Harmful	83.2	
N of Valid	339	
N of Miss	2	

Table 3.44: Harmfulness Of Use – Beer

RESPONSE	Total	
No Harm	0.9	
Some Harm	11.1	
Harmful	25.2	
Very Harmful	62.8	
N of Valid	341	
N of Miss	0	

Table 3.45: Harmfulness Of Use – Coolers, Breezers, Hard Lemonades, Etc.

RESPONSE	Total	
No Harm	0.9	
Some Harm	10.6	
Harmful	26.8	
Very Harmful	61.8	
N of Valid	340	
N of Miss	1	

Table 3.46: Harmfulness Of Use – Liquor

RESPONSE	Total	
No Harm	0.6	
Some Harm	5.6	
Harmful	16.5	
Very Harmful	77.4	
N of Valid	340	
N of Miss	1	




Table 3.47: Harmfulness Of Use – Marijuana

RESPONSE	Total	
No Harm	0.6	
Some Harm	2.4	
Harmful	9.4	
Very Harmful	87.6	
N of Valid	339	
N of Miss	2	

Table 3.48: Harmfulness Of Use – Cocaine (Crack, Etc)

RESPONSE	Total	
No Harm	0.3	
Some Harm	0.0	
Harmful	0.9	
Very Harmful	98.8	
N of Valid	340	
N of Miss	1	

Table 3.49: Harmfulness Of Use – Crystal Meth (Ice, Crank, Etc.)

RESPONSE	Total	
No Harm	0.3	
Some Harm	0.0	
Harmful	0.9	
Very Harmful	98.8	
N of Valid	340	
N of Miss	1	

### 3.6 During The Past Year Your Child Has Used

Table 3.50: Percent Of Use – Cigarettes

RESPONSE	Total	
Did Not Use	96.2	
1-6 Times a Year	1.5	
1-2 Times a Month	1.2	
1-7 Times a Week	1.2	
N of Valid	339	
N of Miss	2	

Table 3.51: Percent Of Use – Smokeless Tobacco (Chew, Etc.)

RESPONSE	Total	
Did Not Use	98.8	
1-6 Times a Year	0.3	
1-2 Times a Month	0.6	
1-7 Times a Week	0.3	
N of Valid	338	
N of Miss	3	

Table 3.52: Percent Of Use – Cigars

RESPONSE	Total	
Did Not Use	98.8	
1-6 Times a Year	1.2	
1-2 Times a Month	0.0	
1-7 Times a Week	0.0	
N of Valid	339	
N of Miss	2	

Table 3.53: Percent Of Use – Beer

RESPONSE	Total	
Did Not Use	84.8	
1-6 Times a Year	12.5	
1-2 Times a Month	2.7	
1-7 Times a Week	0.0	
N of Valid	336	
N of Miss	5	

Table 3.54: Percent Of Use – Coolers, Breezers, Hard Lemonades, Etc.

RESPONSE	Total	
Did Not Use	93.2	
1-6 Times a Year	5.9	
1-2 Times a Month	0.9	
1-7 Times a Week	0.0	
N of Valid	337	
N of Miss	4	

Table 3.55: Percent Of Use – Liquor

RESPONSE	Total	
Did Not Use	90.8	
1-6 Times a Year	8.3	
1-2 Times a Month	0.9	
1-7 Times a Week	0.0	
N of Valid	336	
N of Miss	5	

Table 3.56: Percent Of Use – Marijuana

RESPONSE	Total	
Did Not Use	94.4	
1-6 Times a Year	3.9	
1-2 Times a Month	1.5	
1-7 Times a Week	0.3	
N of Valid	337	
N of Miss	4	

Table 3.57: Percent Of Use – Cocaine (Crack, Etc)

RESPONSE	Total	
Did Not Use	100.0	
1-6 Times a Year	0.0	
1-2 Times a Month	0.0	
1-7 Times a Week	0.0	
N of Valid	337	
N of Miss	4	

Table 3.58: Percent Of Use – Crystal Meth (Ice, Crank, Etc.)

RESPONSE	Total	
Did Not Use	100.0	
1-6 Times a Year	0.0	
1-2 Times a Month	0.0	
1-7 Times a Week	0.0	
N of Valid	338	
N of Miss	3	

### 3.7 How Easy Is It For Students In Your Child's Grade To Get

Table 3.59: How Easy Is It For Students In Your Child's Grade To Get Cigarettes

RESPONSE	Total	
Cannot Get	6.7	
Very Difficult	6.4	
Fairly Difficult	10.1	
Fairly Easy	39.3	
Very Easy	37.4	
N of Valid	326	
N of Miss	15	

Table 3.60: How Easy Is It For Students In Your Child's Grade To Get Smokeless Tobacco (Chew, Etc.)

RESPONSE	Total	
Cannot Get	8.0	
Very Difficult	6.7	
Fairly Difficult	11.0	
Fairly Easy	38.5	
Very Easy	35.8	
N of Valid	327	
N of Miss	14	

Table 3.61: How Easy Is It For Students In Your Child's Grade To Get Cigars

RESPONSE	Total	
Cannot Get	8.7	
Very Difficult	10.6	
Fairly Difficult	17.4	
Fairly Easy	35.2	
Very Easy	28.0	
N of Valid	321	
N of Miss	20	

Table 3.62: How Easy Is It For Students In Your Child's Grade To Get Beer

RESPONSE	Total	
Cannot Get	6.1	
Very Difficult	9.1	
Fairly Difficult	18.8	
Fairly Easy	35.0	
Very Easy	31.0	
N of Valid	329	
N of Miss	12	

Table 3.63: How Easy Is It For Students In Your Child's Grade To Get Coolers, Breezers, Hard Lemonades, Etc.

RESPONSE	Total	
Cannot Get	7.1	
Very Difficult	11.1	
Fairly Difficult	20.9	
Fairly Easy	33.5	
Very Easy	27.4	
N of Valid	325	
N of Miss	16	

Table 3.64: How Easy Is It For Students In Your Child's Grade To Get Liquor

RESPONSE	Total	
Cannot Get	8.6	
Very Difficult	13.5	
Fairly Difficult	24.5	
Fairly Easy	29.1	
Very Easy	24.2	
N of Valid	326	
N of Miss	15	

Table 3.65: How Easy Is It For Students In Your Child's Grade To Get Marijuana

RESPONSE	Total	
Cannot Get	10.4	
Very Difficult	16.3	
Fairly Difficult	21.5	
Fairly Easy	30.1	
Very Easy	21.8	
N of Valid	326	
N of Miss	15	

Table 3.66: How Easy Is It For Students In Your Child's Grade To Get Cocaine (Crack, Etc)

RESPONSE	Total	
Cannot Get	19.9	
Very Difficult	24.3	
Fairly Difficult	25.9	
Fairly Easy	21.2	
Very Easy	8.7	
N of Valid	321	
N of Miss	20	

Table 3.67: How Easy Is It For Students In Your Child's Grade To Get Uppers (Stimulants)

RESPONSE	Total	
Cannot Get	16.7	
Very Difficult	23.0	
Fairly Difficult	23.9	
Fairly Easy	25.5	
Very Easy	11.0	
N of Valid	318	
N of Miss	23	

Table 3.68: How Easy Is It For Students In Your Child's Grade To Get Downers (Depressants)

RESPONSE	Total	
Cannot Get	15.5	
Very Difficult	25.0	
Fairly Difficult	25.0	
Fairly Easy	23.4	
Very Easy	11.1	
N of Valid	316	
N of Miss	25	

Table 3.69: How Easy Is It For Students In Your Child's Grade To Get Inhalants (Glue, Etc)

RESPONSE	Total	
Cannot Get	9.9	
Very Difficult	11.5	
Fairly Difficult	11.5	
Fairly Easy	30.0	
Very Easy	37.2	
N of Valid	323	
N of Miss	18	

Table 3.70: How Easy Is It For Students In Your Child's Grade To Get Hallucinogens (PCP, LSD, Etc)

RESPONSE	Total	
Cannot Get	21.5	
Very Difficult	30.4	
Fairly Difficult	26.6	
Fairly Easy	14.9	
Very Easy	6.6	
N of Valid	316	
N of Miss	25	

Table 3.71: How Easy Is It For Students In Your Child's Grade To Get Heroin (Opiates)

RESPONSE	Total	
Cannot Get	23.4	
Very Difficult	35.1	
Fairly Difficult	23.1	
Fairly Easy	12.0	
Very Easy	6.3	
N of Valid	316	
N of Miss	25	

Table 3.72: How Easy Is It For Students In Your Child's Grade To Get Anabolic Steroids

RESPONSE	Total	
Cannot Get	20.7	
Very Difficult	28.7	
Fairly Difficult	25.8	
Fairly Easy	19.1	
Very Easy	5.7	
N of Valid	314	
N of Miss	27	

Table 3.73: How Easy Is It For Students In Your Child's Grade To Get Ecstasy (MDMA)

RESPONSE	Total	
Cannot Get	21.6	
Very Difficult	28.6	
Fairly Difficult	24.1	
Fairly Easy	17.8	
Very Easy	7.9	
N of Valid	315	
N of Miss	26	

Table 3.74: How Easy Is It For Students In Your Child's Grade To Get OxyContin






RESPONSE	Total	
Cannot Get	20.4	
Very Difficult	30.4	
Fairly Difficult	26.2	
Fairly Easy	15.0	
Very Easy	8.0	
N of Valid	313	
N of Miss	28	

Table 3.75: How Easy Is It For Students In Your Child's Grade To Get Crystal Meth (Ice, Crank, Etc.)











RESPONSE	Total	
Cannot Get	23.2	
Very Difficult	34.7	
Fairly Difficult	24.4	
Fairly Easy	11.9	
Very Easy	5.8	
N of Valid	311	
N of Miss	30	

Table 3.76: How Easy Is It For Students In Your Child's Grade To Get A Gun

RESPONSE	Total	
Cannot Get	17.0	
Very Difficult	22.6	
Fairly Difficult	23.0	
Fairly Easy	23.3	
Very Easy	14.2	
N of Valid	318	
N of Miss	23	

### 3.8 Safety at School

Table 3.77: While At School My Child Feels Safe In The Classroom






RESPONSE	Total	
Never	0.3	
Seldom	0.3	
Sometimes	2.4	
Often	17.8	
A Lot	79.3	
N of Valid	338	
N of Miss	3	

Table 3.78: While At School My Child Feels Safe In The Cafeteria





RESPONSE	Total	
Never	0.6	
Seldom	0.0	
Sometimes	4.4	
Often	22.7	
A Lot	72.3	
N of Valid	339	
N of Miss	2	

Table 3.79: While At School My Child Feels Safe In The Halls






RESPONSE	Total	
Never	0.3	
Seldom	0.9	
Sometimes	4.7	
Often	27.7	
A Lot	66.4	
N of Valid	339	
N of Miss	2	

Table 3.80: While At School My Child Feels Safe In the Bathroom

RESPONSE	Total	
Never	0.6	
Seldom	1.2	
Sometimes	8.3	
Often	29.6	
A Lot	60.4	
N of Valid	338	
N of Miss	3	

Table 3.81: While At School My Child Feels Safe In The Gym

RESPONSE	Total	
Never	0.3	
Seldom	0.9	
Sometimes	4.7	
Often	23.4	
A Lot	70.7	
N of Valid	338	
N of Miss	3	

Table 3.82: While At School My Child Feels Safe On The School Bus

RESPONSE	Total	
Never	0.9	
Seldom	1.8	
Sometimes	7.5	
Often	26.8	
A Lot	63.0	
N of Valid	332	
N of Miss	9	

Table 3.83: While At School My Child Feels Safe At School Events

RESPONSE	Total	
Never	0.6	
Seldom	0.9	
Sometimes	5.6	
Often	32.0	
A Lot	60.8	
N of Valid	337	
N of Miss	4	

Table 3.84: While At School My Child Feels Safe On The Playground











RESPONSE	Total	
Never	0.3	
Seldom	0.6	
Sometimes	4.0	
Often	27.0	
A Lot	68.1	
N of Valid	326	
N of Miss	15	

Table 3.85: While At School My Child Feels Safe In The Parking Lot

RESPONSE	Total	
Never	0.3	
Seldom	0.6	
Sometimes	6.5	
Often	28.7	
A Lot	63.9	
N of Valid	338	
N of Miss	3	

### 3.9 Effectiveness of Solutions

Table 3.86: School-based Education About The Harmful Effects Of Drug And Alcohol Use






RESPONSE	Total	
Strongly Agree	47.3	
Agree	38.4	
Undecided	8.6	
Disagree	4.5	
Strongly Disagree	1.2	
N of Valid	336	
N of Miss	5	

Table 3.87: TV Ads On Preventing Drug Use By Youth






RESPONSE	Total	
Strongly Agree	32.7	
Agree	43.5	
Undecided	13.4	
Disagree	7.7	
Strongly Disagree	2.7	
N of Valid	336	
N of Miss	5	

Table 3.88: TV Ads On Preventing Alcohol Use By Youth






RESPONSE	Total	
Strongly Agree	32.0	
Agree	41.0	
Undecided	14.4	
Disagree	9.3	
Strongly Disagree	3.3	
N of Valid	334	
N of Miss	7	

Table 3.89: Religious Institutions Providing Drug Education To Young People






RESPONSE	Total	
Strongly Agree	31.0	
Agree	44.9	
Undecided	17.5	
Disagree	4.5	
Strongly Disagree	2.1	
N of Valid	332	
N of Miss	9	

Table 3.90: Parents Providing Drug Education To Their Children





RESPONSE	Total	
Strongly Agree	68.0	
Agree	28.4	
Undecided	2.7	
Disagree	0.0	
Strongly Disagree	0.9	
N of Valid	334	
N of Miss	7	

Table 3.91: Parents Taking Responsibility For Their Children's Use Of Drugs And Alcohol






RESPONSE	Total	
Strongly Agree	75.1	
Agree	19.2	
Undecided	3.0	
Disagree	0.9	
Strongly Disagree	1.8	
N of Valid	334	
N of Miss	7	

Table 3.92: News Media Keeping Parents/Public Informed About Student Drug Use And Violence






RESPONSE	Total	
Strongly Agree	41.8	
Agree	42.4	
Undecided	10.1	
Disagree	3.9	
Strongly Disagree	1.8	
N of Valid	335	
N of Miss	6	

Table 3.93: Schools Keeping Parents/Public Informed About Student Drug Use And Violence






RESPONSE	Total	
Strongly Agree	58.1	
Agree	30.8	
Undecided	3.9	
Disagree	4.5	
Strongly Disagree	2.7	
N of Valid	334	
N of Miss	7	

Table 3.94: Community Anti-drug Coalition For Keeping Students Drug Free






RESPONSE	Total	
Strongly Agree	39.4	
Agree	36.4	
Undecided	15.8	
Disagree	6.6	
Strongly Disagree	1.8	
N of Valid	335	
N of Miss	6	

Table 3.95: After School Activities For Students At School






RESPONSE	Total	
Strongly Agree	49.9	
Agree	38.8	
Undecided	7.5	
Disagree	2.1	
Strongly Disagree	1.8	
N of Valid	335	
N of Miss	6	

Table 3.96: After School Activities For Students In The Community (Not At School)






RESPONSE	Total	
Strongly Agree	44.9	
Agree	39.9	
Undecided	11.0	
Disagree	2.7	
Strongly Disagree	1.5	
N of Valid	336	
N of Miss	5	

Table 3.97: Treatment For Students Who Are Drug And/Or Alcohol Dependent






RESPONSE	Total	
Strongly Agree	48.0	
Agree	31.1	
Undecided	16.9	
Disagree	3.6	
Strongly Disagree	0.3	
N of Valid	331	
N of Miss	10	

Table 3.98: School Policy On Student Use Of Drugs And Alcohol At School






RESPONSE	Total	
Strongly Agree	51.2	
Agree	33.8	
Undecided	9.3	
Disagree	3.6	
Strongly Disagree	2.1	
N of Valid	334	
N of Miss	7	

Table 3.99: School Policy On Student Violence/Bullying






RESPONSE	Total	
Strongly Agree	52.1	
Agree	32.6	
Undecided	9.9	
Disagree	3.0	
Strongly Disagree	2.4	
N of Valid	334	
N of Miss	7	

Table 3.100: Having A Security (Police) Officer At The School











RESPONSE	Total	
Strongly Agree	45.9	
Agree	29.7	
Undecided	17.7	
Disagree	3.9	
Strongly Disagree	2.7	
N of Valid	333	
N of Miss	8	

Table 3.101: Drug Screening Of Students By The School

RESPONSE	Total	
Strongly Agree	36.2	
Agree	25.7	
Undecided	21.9	
Disagree	7.5	
Strongly Disagree	8.7	
N of Valid	334	
N of Miss	7	